

TIER
4
FINAL



HOLDER

Kärcher Group

HOLDER C 70

EVERYDAY HERO



HOLDER C 70



COMPREHENSIVE SAFETY PACKAGE

Sophisticated safety technology and a perfect visibility of the attachments support you at work.

- 360° unobstructed view
- 3 exit points, including the pop-up roof
- Hydraulic wheel stabilizer
- High maneuverability through oscillation and articulated steering
- Four-wheel brake system



3 ATTACHMENT AREAS

For flexible use of powerful attachments.

- 3 attachment areas: standard front lift and optional rear lift, as well as the 3rd area over the engine
- Easy attachment mounting: one-person and no tools required
- 3-dimensional front lift with double-acting cylinders, vibration dampening via hydraulic accumulator, arrester hooks adjustable from CAT 0 to CAT I (CAT II optional)
- Optional double-acting rear lift with vibration dampening via hydraulic accumulator, arrester hooks are adjustable from CAT 0 to CAT I
- Standard mechanical front PTO shaft 540 rpm (1000 rpm – optional)
- Hydraulic PTO shaft rear (option)



HOLDER POWERDRIVE

Less fuel consumption, more power.

- Thanks to the four 24 in³ / 400 cm³ strong wheel motors, PowerDrive provides 40 % more towing power and 50 % more climbing capability than regular all-wheel drives
- In transport mode, the torque of the wheel motors is reduced by half and the rear axle is deactivated to reach maximum driving speed at a much lower engine speed; this leads to fuel savings in excess of 30 %
- Switching between all-wheel drive and two-wheel drive and between full and half wheel motor displacement happens automatically at all times; therefore the driver can focus fully on the road or application
- Includes four-wheel brake system for increased safety



COMFORTABLE CAB

Benefit from intuitive operation and maximum working comfort.

- Insulated and sealed comfortable cab with air conditioning
- Ergonomic operating console
- Heated windshield and mirrors (option)
- High back, heated and adjustable seat with air-suspension system
- Available with 1-person or 2-person cab



EASY SERVICE ACCESS

Daily service work is possible without disassembling the attachments.

- Over-engine platform can be raised hydraulically to provide easy access to the engine compartment without the necessity to remove the attachments
- Cab can be tilted hydraulically
- Swing-out tanks on both sides (for fuel and hydraulic oil)
- Battery is accessible from the outside



Illustrations may include customized fittings and options



GREEN LIGHT FOR THE NEXT GENERATION!

The innovative Holder C 70 sets new standards for municipal vehicles with emission standard Tier 4 final: It is more versatile, it is more powerful and innovative – compare and convince yourself!



FEATURE	HOLDER C 70	COMPETITION
Patented drive system PowerDive: automatic adjustment of the wheel torque to driving conditions; automatic switch between four and two wheel drive	✓	✗
Top travel speed of 25 mph / 40 km/h	✓	✗
100 % mechanical wheel lock on front and rear axles	✓	✗
2-seat cab available	✓	✗
Heated windshield, mirrors and seat	✓	✗
3 emergency exits (two side doors and one pop-up roof)	✓	✗
Over-the-engine mount of attachments, e.g. for vacuum sweeper, broadcast spreader, 71 gal / 650 l water tank	✓	✗
24 months / 1,500 hours standard warranty	✓	✗

HOLDER OFFERS REAL MULTIFUNCTIONALITY

Because of special construction features and unique technical solutions Holder tractors accomplish a wide variety of tasks at a high standard. Most applications can be performed perfectly even compared to single purpose built vehicles – with various benefits for you:

- Lower procurement costs
- Lower operating costs
- Less service effort
- Less down time
- Less space requirements
- Less training demands
- High resale value

YOU ARE IN GOOD HANDS

- 24 months / 1,500 hours warranty
- 24-hour spare parts delivery*
- Up to 10 years of spare parts supply
- A network of dealers across North America
- Long service life
- Rental, financing and leasing options available*

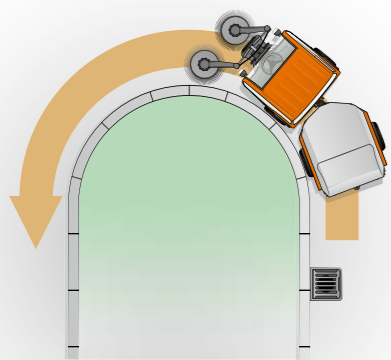
* based on location

TECHNICAL DATA		
	C 70 SC 1-person cab	C 70 TC 2-person cab
ENGINE	Kubota 4-cylinder 4-stroke turbo diesel – Tier 4 Final	
Displacement	160 in ³ / 2615 cm ³	
Power	48 kW (65 HP)	
Torque	165 lbf-ft / 225.0 Nm	
Rated speed	2400 rpm	
Cooling	Water cooling	
Fuel tank capacity	17 gal / 65 l	
DRIVE	Hydrostatic traction drive, digital controls, stepless road speed control, suspended front and rear axle	
	PowerDrive via four (4) wheels of the same size	
Differential lock	Mechanical at the front and rear, simultaneously switchable electrohydraulically, acts on both axles at 100 %	
Maximum speed	25 mph / 40 km/h	
PTO shafts	Option: switchable-power, independent PTO shaft, can be switched separately at the front and rear, front: mechanically powered, 1000 rpm or optionally 540 rpm Rear: hydraulically powered, 540 rpm Size: 1 3/8 inches	
Brakes	Hydraulically actuated four-wheel brake, electrically actuated stop brake on the front axle	
HYDRAULICS	Hydraulic pump 12 US gpm / 44 l/min optionally extendable with additional device variable displacement pump 19 US gpm / 70 l/min	
Hydraulic oil quantity	9.7 gal / 37 l	
Lifting force	Front 2425 lb / 1100 kg Rear 2425 lb / 1100 kg	
Three-point lift	Standard three-point, arrester hook steplessly adjustable from CAT I to CAT I	
Additional control valves	High expandability, adapted for the purpose	
WEIGHT	Including driver at 165 lb / 75 kg, depending on tires and equipment	
Empty weight	4250 – 5190 lb / 1928 – 2355 kg	4605 – 5540 lb / 2089 – 2513 kg
Permissible total weight	7715 – 8820 lb / 3500 – 4000 kg	
Permissible axle weight	Front 5070 lb / 2300 kg Rear 5070 lb / 2300 kg	
Tow bar load on the trailer coupling	Max. 1320 lb / 600 kg	
Towing capacity	Unbraked 3310 lb / 1500 kg Overrun braked 7715 lb / 3500 kg	
Maximum payload (40 km/h)	4120 lb / 1872 kg	3770 lb / 1711 kg
DIMENSIONS	Depending on tires and cab mounting	
Wheel base	72 in / 1820 mm	74 in / 1870 mm
Total length	115 – 148 in / 2928 – 3770 mm	130 – 165 in / 3301 – 4190 mm
Total height	81 – 89 in / 2050 – 2260 mm	87 – 89 in / 2220 – 2272 mm
Total outer width	46 – 60 in / 1170 – 1530 mm	54 – 60 in / 1360 – 1530 mm
Turning radius inside	From 59 in / 1490 mm	From 64 in / 1620 mm

INSPIRING TECHNOLOGY

ARTICULATED STEERING

- Front and rear wagon as well as front and rear attachments follow the vehicle tracks
- Ensures manoeuvrability, precision, directional stability, smallest turning circles and optimum power transmission
- Your benefits: less shunting efforts, less manual re-working, precise working close to the edge, protection of the soil and minimum tyre abrasion



FOUR EQUAL-SIZED WHEELS

- Ensure maximum traction, even in steep slopes (no four-wheel creeping)
- Your benefits: high climbing capability, optimum ground protection, minimum tyre abrasion



PERMANENT FOUR-WHEEL DRIVE

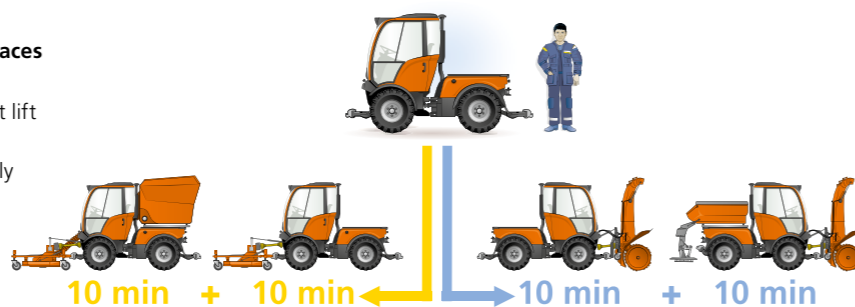
- Ensures optimum power distribution on all four wheels
- Your benefits: maximum pulling force even on difficult soil, best traction, high climbing capability, optimum protection of the soil



QUICK CHANGE DEVICE


Thanks to the sophisticated design with standardised interfaces implements can be changed quickly and easily.

- Front attachments are hung on two catching hooks on the front lift (CAT IN, CAT I), the fixing takes place with bolts at the top link
- Rear constructions as flatbeds, containers or spreaders are simply pushed on the attachment frame and fixed with two bolts
- Finally the hydraulic hoses have to be attached to the drip-free quick-release couplings



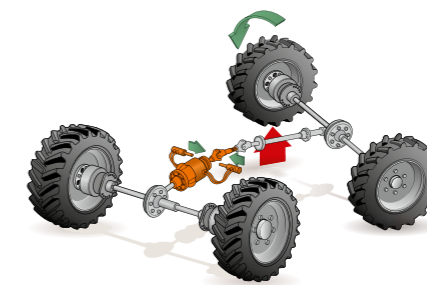
STEPLESS DRIVING UP TO 25 MPH / 40 KM/H

- No traction interruptions
- Transport: automatic driving via foot throttle up to 25 mph / 40 km/h
- Working: speed control via rotary potentiometer on the joystick
- Alternatively speed control via foot throttle at constant PTO shaft speed = SDS traction drive




WHEEL-LOAD COMPENSATION

- Ensures that all four wheels are in permanent contact with the ground, even in case of steep or uneven terrain and when driving over obstacles
- Your benefits: safety when turning on a hill, when driving over curb stones and when using large attachments with a high centre of gravity; in addition, rolling movements are dampened when driving on the road




MECHANICAL DIFFERENTIAL LOCK

- Ensures an even power transmission onto both axles under extreme conditions
- Your benefits: optimum traction, reduced accident risk; differential lock can be activated via a toggle switch



MECHANICAL PTO SHAFT

- Ensures constant power transmission to the attachments and a very high efficiency
- Your benefits: attachment of large and heavy devices, lower heat input into the hydraulics, longer work intervals, lower fuel consumption



ELECTRO-HYDRAULIC ATTACHMENT RELIEF

- Weight of the attachment can be transferred to the entire vehicle steplessly
- Due to the electro-hydraulic control, the composition of the soil is perfectly maintained
- More traction in working mode e.g. on slippery ground, protection of the device (e.g. mulching), increased stability when turning around on a hillside



VIBRATION DAMPING

- Ensures that the weight of the front device acts on the accumulator of the hydraulics when driving on the road
- The system dampens vibrations and balances most body movements of the vehicle on uneven roads or at high speeds
- Your benefits: excellent comfort for the driver and protection of the entire device when working and driving with any attachment



WINTER MAINTENANCE



LANDSCAPING & LAWN CARE



SWEEPING & CLEANING



04/2017 Language: English ID no.: 164090 Subject to technical changes Correct use of the attachments according to the Holder Attachment Evaluation Availability of attachments and options depending on country



Westvac Industrial Ltd.

westvac@westvac.com | **westvac.com**

Acheson, AB
1-866-962-1218

Calgary, AB
1-866-962-1218

Surrey, BC
1-877-455-0084

Saskatoon, SK
1-844-975-9400